




Proyecto PiNN
PLATAFORMA DE INFORMACIÓN
NACIONAL SOBRE NUTRICIÓN




Experience from Guatemala in secondary data analysis from Survey data and administration data

Guatemala Delegation to the Gathering
Amsterdam 23 de mayo 2019

Surveys and routinary data from Guatemala



Demographic Health Survey (DHS) or Reproductive Health Survey (RHS) 1987, 1995, 1998-99, 2012, 2008-09, 2014-15



Living Standard Measurement Study (LSMS) 2000, 2006, 2011 y 2014



Fourth National Census of School Size (1986, 2001, 2008 y 2015)



Emergency Food Security Assessment (EFSA) (2006, 2009, 2010, 2011, 2013-18)

Routinary


- Ministry of Health has the Nutrition data from children attended in public Health services
- Ministry of Development has the Social Users Registry
- Ministry of Agriculture has the data for farming family

Integrated monitoring in food security and Nutrition (MONISAN) 2017 y 2018

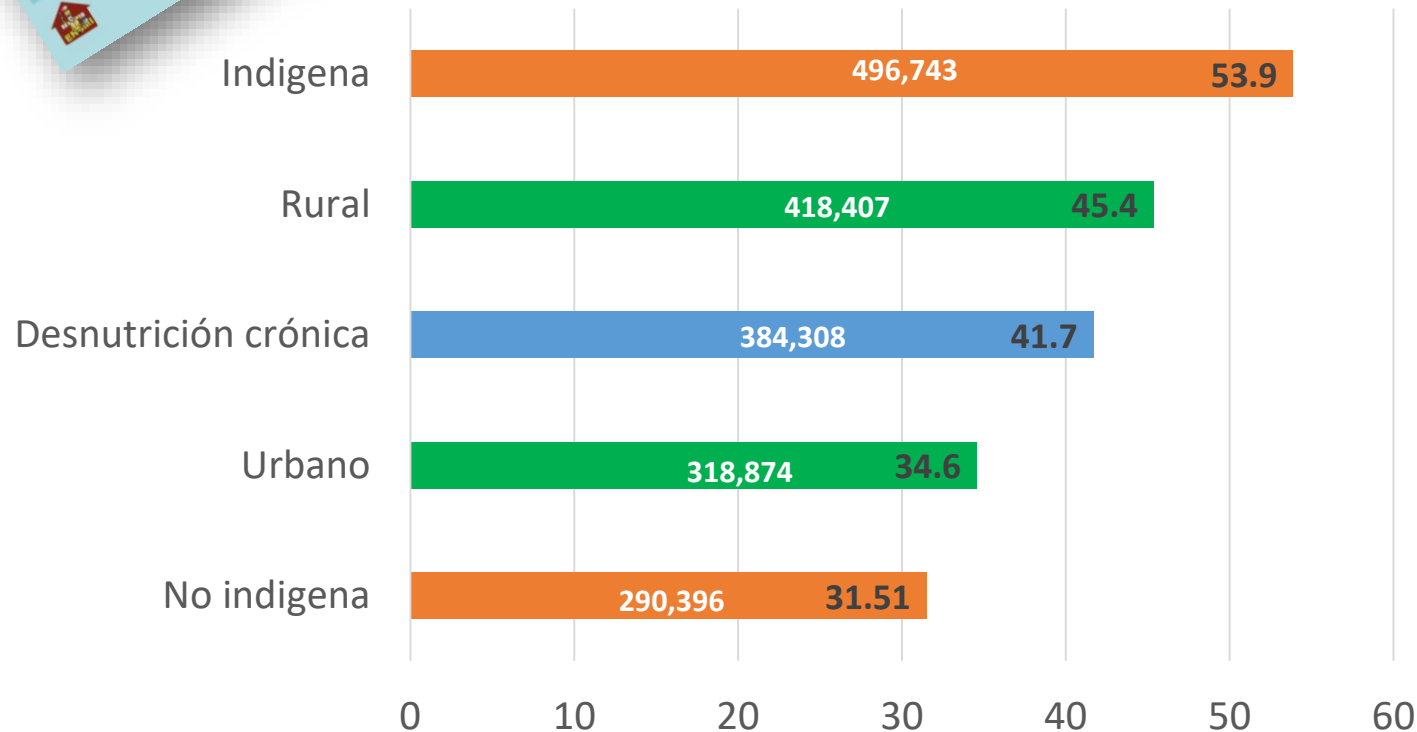
Secondary data analysis using data from Demographic Health Survey

- Objective
 - Focus on children from 0 to 2 years old because Guatemala Strategy for Stunting is on this age group
 - Study the indicators from 5 years old on DHS to children under 2 years old
- Challenges
 - Databases are complicated and aren't in Spanish
 - Depending on indicators it must be calculated from individual, children or house member data base.
 - Countries must have Statistical software and personal capabilities
- Opportunities
 - Focus the metrics from mothers and children to the strategy age group
 - Find and calculate more desegregated levels

Stunting for children under 2 years old in percent at national level



DC Menores de 2 años



Secondary analysis from administrative data base from Nutrition of the Ministry of Health

- Objectives

- Identify children under 5 years old with wasting, for bringing food assistance.
- Identify children under 5 years old that have been attended in the public health services and determine if they are stunted.

- Challenges

- For wasting there are no problems because the Secretary of Food Security and Ministry of Health had an Agreement for sharing the data bases.
- For stunting the data is not public, the data is stored in Ministry of Health but it has not been analyzed; so NiPN worked with the local level in Totonicapán.

- Opportunities

- Capacity Building to local level for data analysis.
- Create a work route for establishing with the Ministry of Health and arrangement for making this data public.

% of children under 5 years old with stunting diagnostic attended by the Ministry of Health (Children in control and grow monitoring)

1. Review data from monitoring and control of children growing (SIGSA 5A)
 2. Define the variables for work in the data set (29 variables)
 3. Standarization for measuring stunting without Survey (method)
 4. Report the output.
- The results of data nalysis doesn't comparable with DHS, must people get confused.
 - children in control and growth monitoring

Children under 5 years old from the pilot site in Totonicapán: Projection, attendance and stunting for children from the Ministry of Health

Year	Totonicapán children under 5 years old projection	Totonicapán children under 5 years old from health services	Totonicapán children under 5 years old from Health services with stunting	% stunting
2016	91,231	37,953	21,520	56.7%
2017	91,962	41,476	23,561	56.8%
2018	92,645	42,438	23,829	56.2%

Source: Population projections 2000-2020, National Institute of Statistics